

Monterey Master Plan Survey

Wednesday, March 01, 2023

385

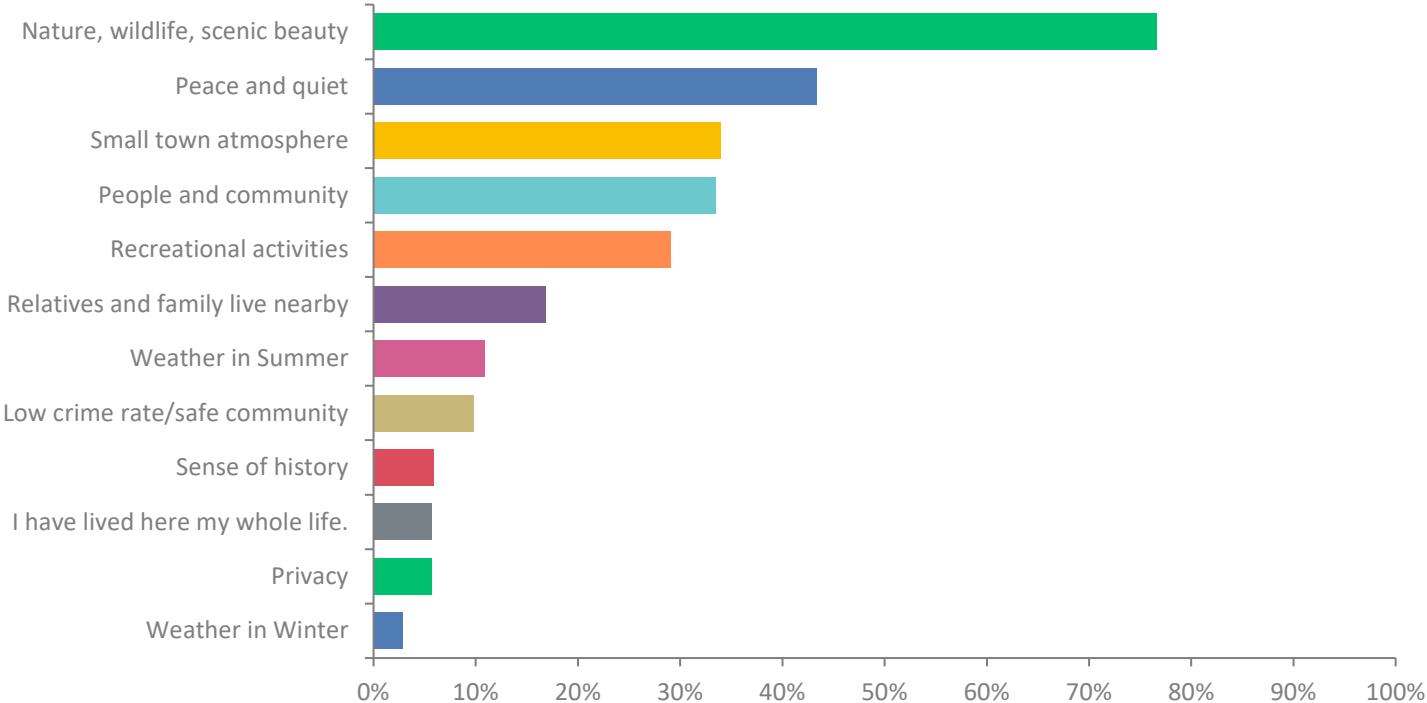
Total Responses

Date Created: Friday, August 12, 2022

Complete Responses: 385

Q1: What are the three top reasons that you choose to live in Monterey?

Answered: 375 Skipped: 10



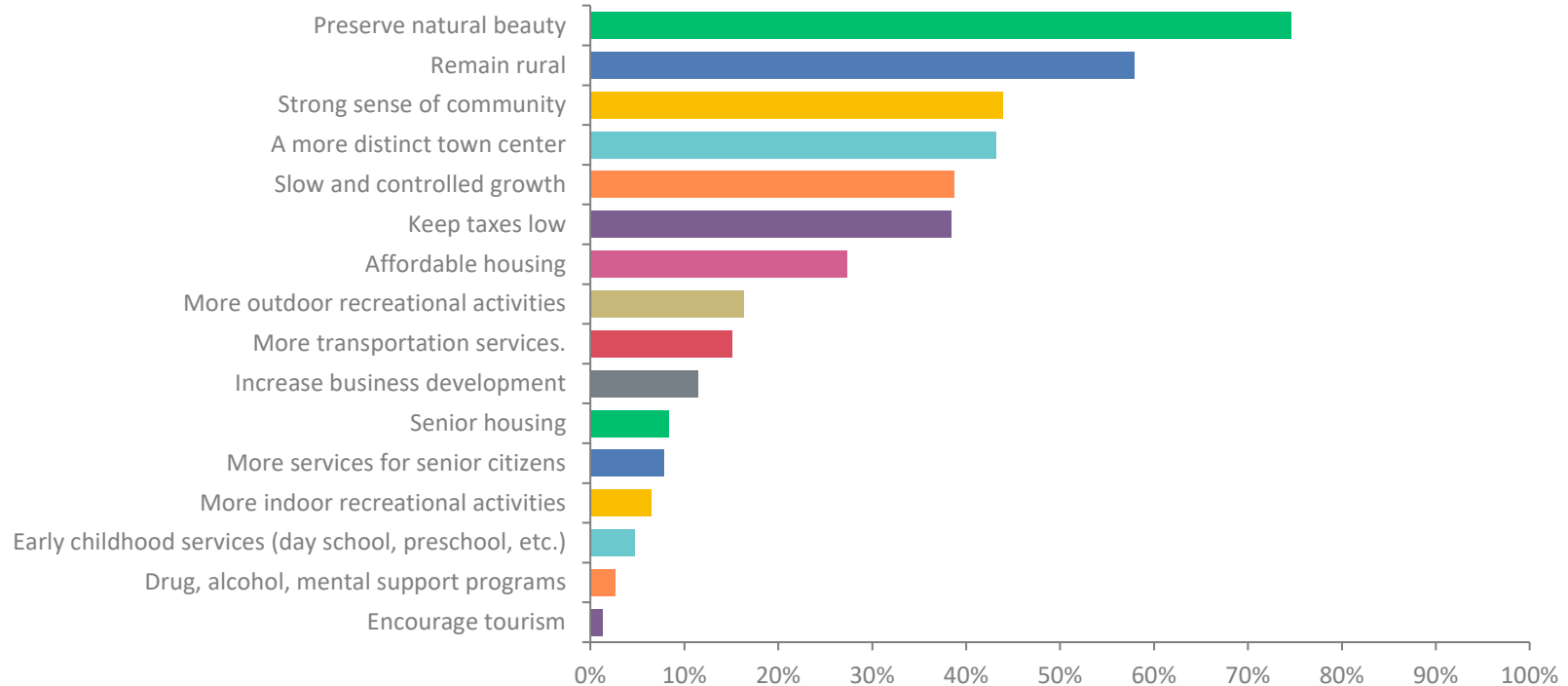
Q1: What are the three top reasons that you choose to live in Monterey?

Answered: 375 Skipped: 10

ANSWER CHOICES	RESPONSES	
Nature, wildlife, scenic beauty	76.62%	295
Peace and quiet	43.38%	167
Small town atmosphere	34.03%	131
People and community	33.51%	129
Recreational activities	29.09%	112
Relatives and family live nearby	16.88%	65
Weather in Summer	10.91%	42
Low crime rate/safe community	9.87%	38
Sense of history	5.97%	23
I have lived here my whole life.	5.71%	22
Privacy	5.71%	22
Weather in Winter	2.86%	11
TOTAL		1057

Q2: What would you like to see for the town of Monterey for the next 20 years (Choose up to 5)?

Answered: 383 Skipped: 2



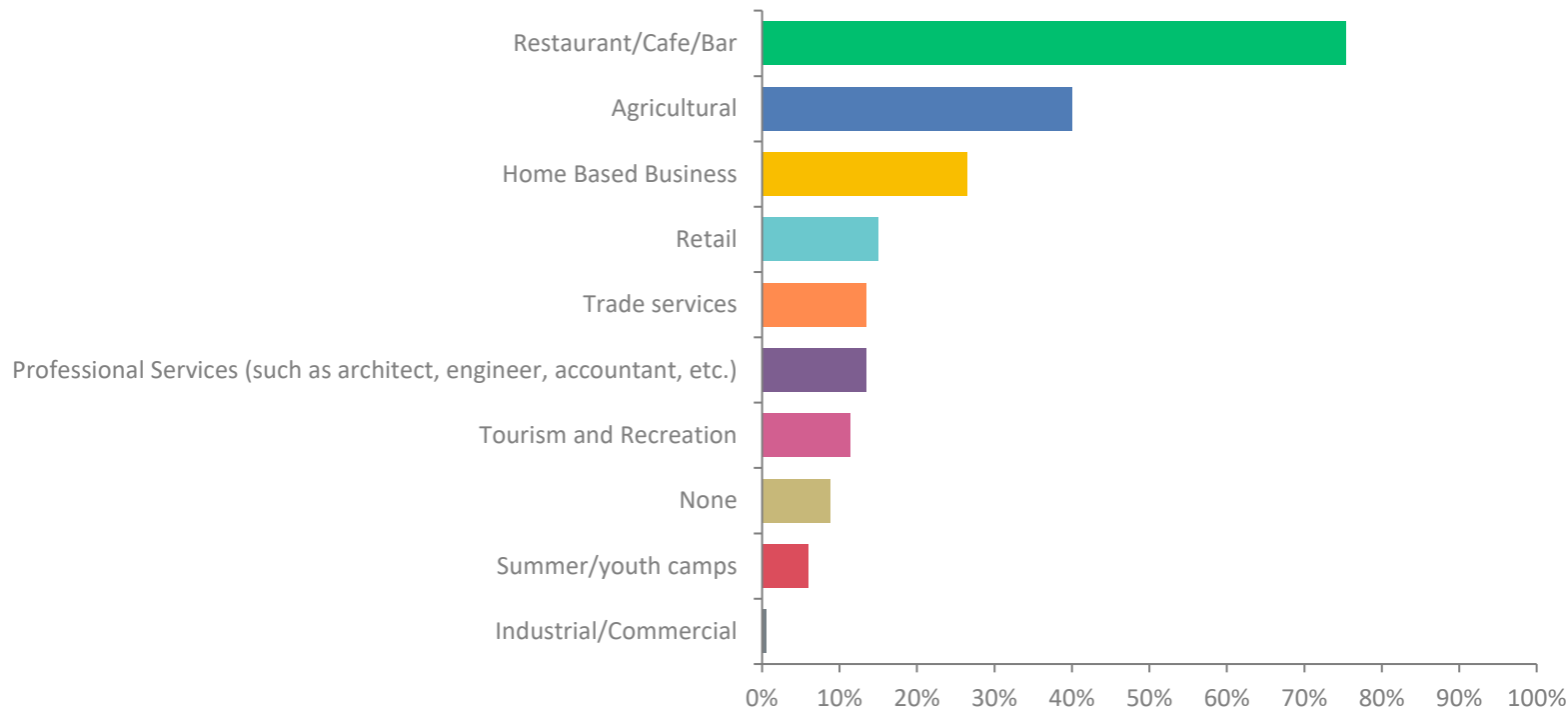
Q2: What would you like to see for the town of Monterey for the next 20 years (Choose up to 5)?

Answered: 383 Skipped: 2

ANSWER CHOICES	RESPONSES	
Preserve natural beauty	74.55%	287
Remain rural	57.92%	223
Strong sense of community	43.90%	169
A more distinct town center	43.12%	166
Slow and controlled growth	38.70%	149
Keep taxes low	38.44%	148
Affordable housing	27.27%	105
More outdoor recreational activities	16.36%	63
More transportation services.	15.06%	58
Increase business development	11.43%	44
Senior housing	8.31%	32
More services for senior citizens	7.79%	30
More indoor recreational activities	6.49%	25
Early childhood services (day school, preschool, etc.)	4.68%	18
Drug, alcohol, mental support programs	2.60%	10
Encourage tourism	1.30%	5
TOTAL		1532

Q3: Which types of business would you like to see encouraged in Monterey? (Choose up to 3)

Answered: 375 Skipped: 10



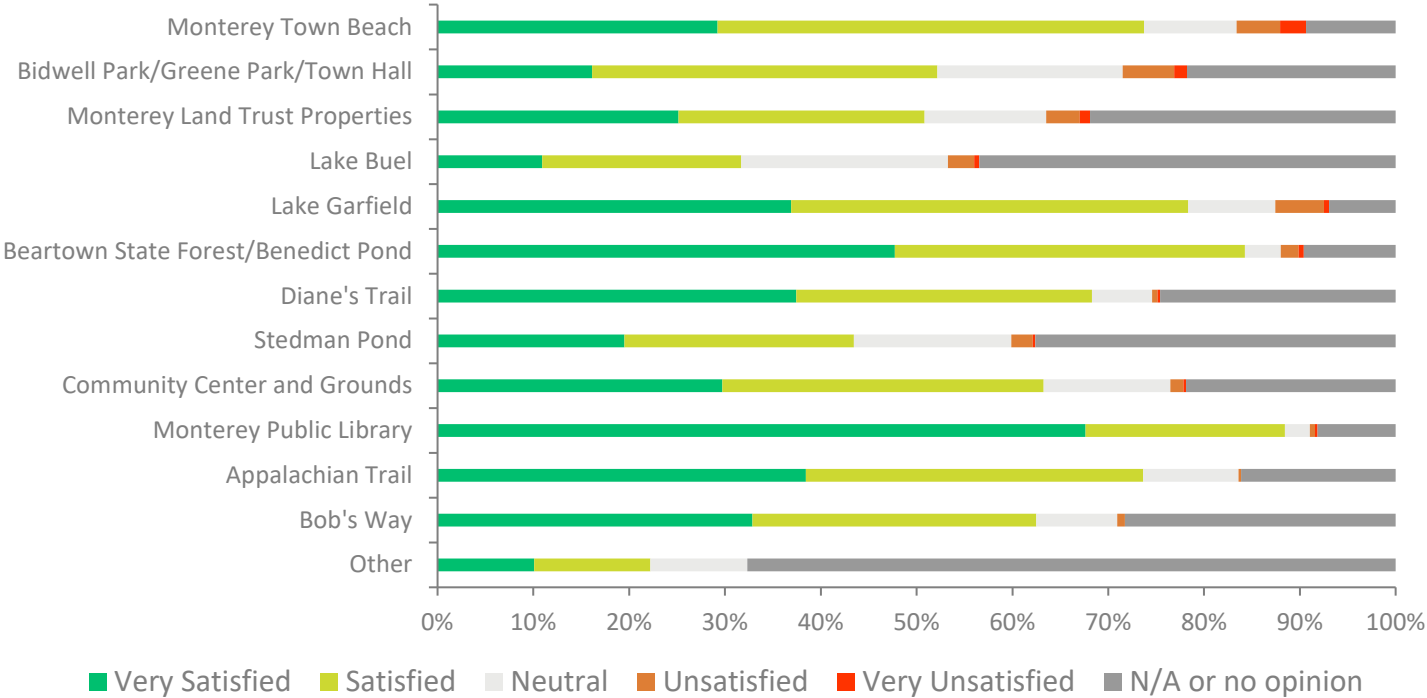
Q3: Which types of business would you like to see encouraged in Monterey? (Choose up to 3)

Answered: 375 Skipped: 10

ANSWER CHOICES	RESPONSES	
Restaurant/Cafe/Bar	75.32%	290
Agricultural	40.0%	154
Home Based Business	26.49%	102
Retail	15.06%	58
Trade services	13.51%	52
Professional Services (such as architect, engineer, accountant, etc.)	13.51%	52
Tourism and Recreation	11.43%	44
None	8.83%	34
Summer/youth camps	5.97%	23
Industrial/Commercial	0.52%	2
TOTAL		811

Q4: How satisfied are you with the following recreation areas in Monterey?

Answered: 381 Skipped: 4



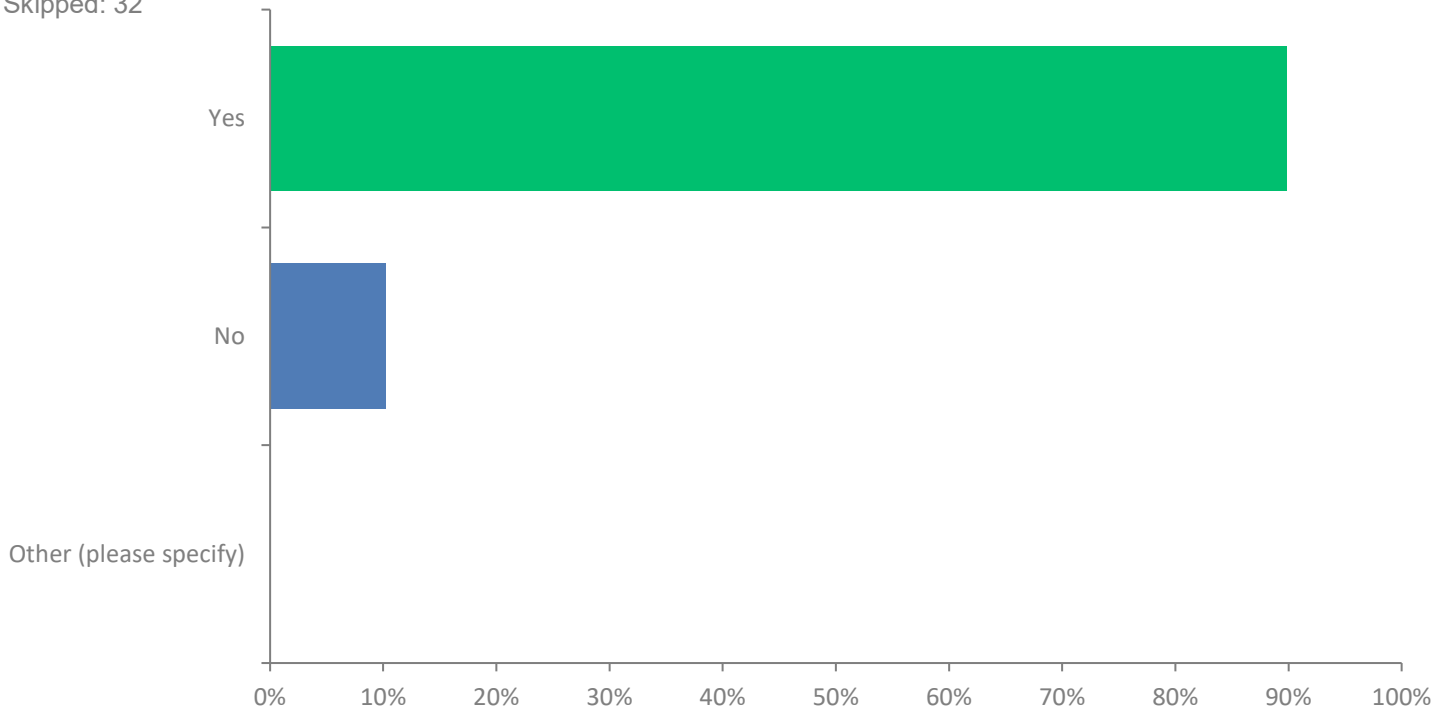
Q4: How satisfied are you with the following recreation areas in Monterey?

Answered: 381 Skipped: 4

	VERY SATISFIED	SATISFIED	NEUTRAL	UNSATISFIED	VERY UNSATISFIED	N/A OR NO OPINION	TOTAL	WEIGHTED AVERAGE
Monterey Town Beach	29.22% 109	44.50% 166	9.65% 36	4.56% 17	2.68% 10	9.38% 35	373	1.97
Bidwell Park/Greene Park/Town Hall	16.13% 60	36.02% 134	19.35% 72	5.38% 20	1.34% 5	21.77% 81	372	2.23
Monterey Land Trust Properties	25.14% 93	25.68% 95	12.70% 47	3.51% 13	1.08% 4	31.89% 118	370	1.97
Lake Buel	10.93% 40	20.77% 76	21.58% 79	2.73% 10	0.55% 2	43.44% 159	366	2.31
Lake Garfield	36.90% 138	41.44% 155	9.09% 34	5.08% 19	0.53% 2	6.95% 26	374	1.83
Beartown State Forest/Benedict Pond	47.73% 179	36.53% 137	3.73% 14	1.87% 7	0.53% 2	9.60% 36	375	1.57
Diane's Trail	37.43% 137	30.87% 113	6.28% 23	0.55% 2	0.27% 1	24.59% 90	366	1.61
Stedman Pond	19.50% 70	23.96% 86	16.43% 59	2.23% 8	0.28% 1	37.60% 135	359	2.04
Community Center and Grounds	29.73% 110	33.51% 124	13.24% 49	1.35% 5	0.27% 1	21.89% 81	370	1.83
Monterey Public Library	67.63% 257	20.79% 79	2.63% 10	0.53% 2	0.26% 1	8.16% 31	380	1.31
Appalachian Trail	38.44% 143	35.22% 131	9.95% 37	0.27% 1	0% 0	16.13% 60	372	1.67
Bob's Way	32.88% 121	29.62% 109	8.42% 31	0.82% 3	0% 0	28.26% 104	368	1.68
Other	10.10% 10	12.12% 12	10.10% 10	0% 0	0% 0	67.68% 67	99	2

Q5: As part of Monterey's resilience planning for future flood events, do you support the replacement of the main culvert (next to Town Hall) on Route 23?

Answered: 353 Skipped: 32



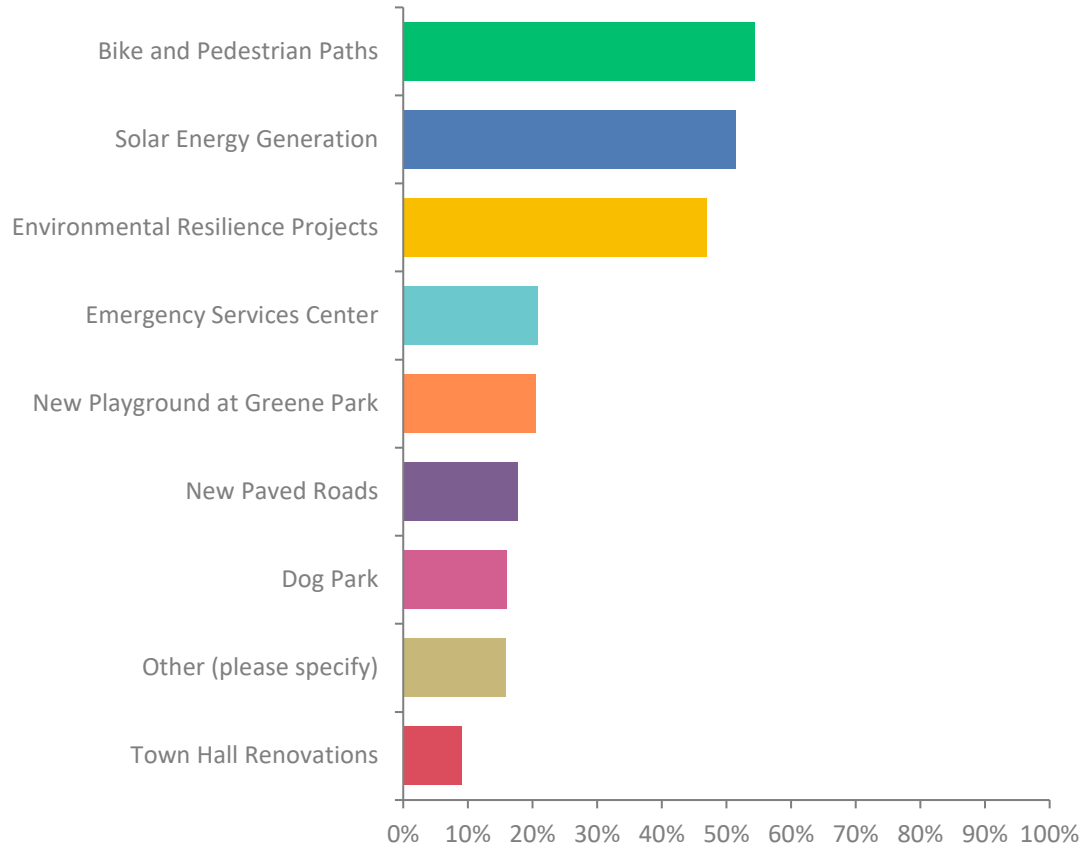
Q5: As part of Monterey's resilience planning for future flood events, do you support the replacement of the main culvert (next to Town Hall) on Route 23?

Answered: 353 Skipped: 32

ANSWER CHOICES	RESPONSES	
Yes	89.80%	317
No	10.20%	36
Other (please specify)	0%	0
TOTAL		353

Q6: What infrastructure project or improvement do you think should be a priority in Monterey (Choose 3)?

Answered: 385 Skipped: 0



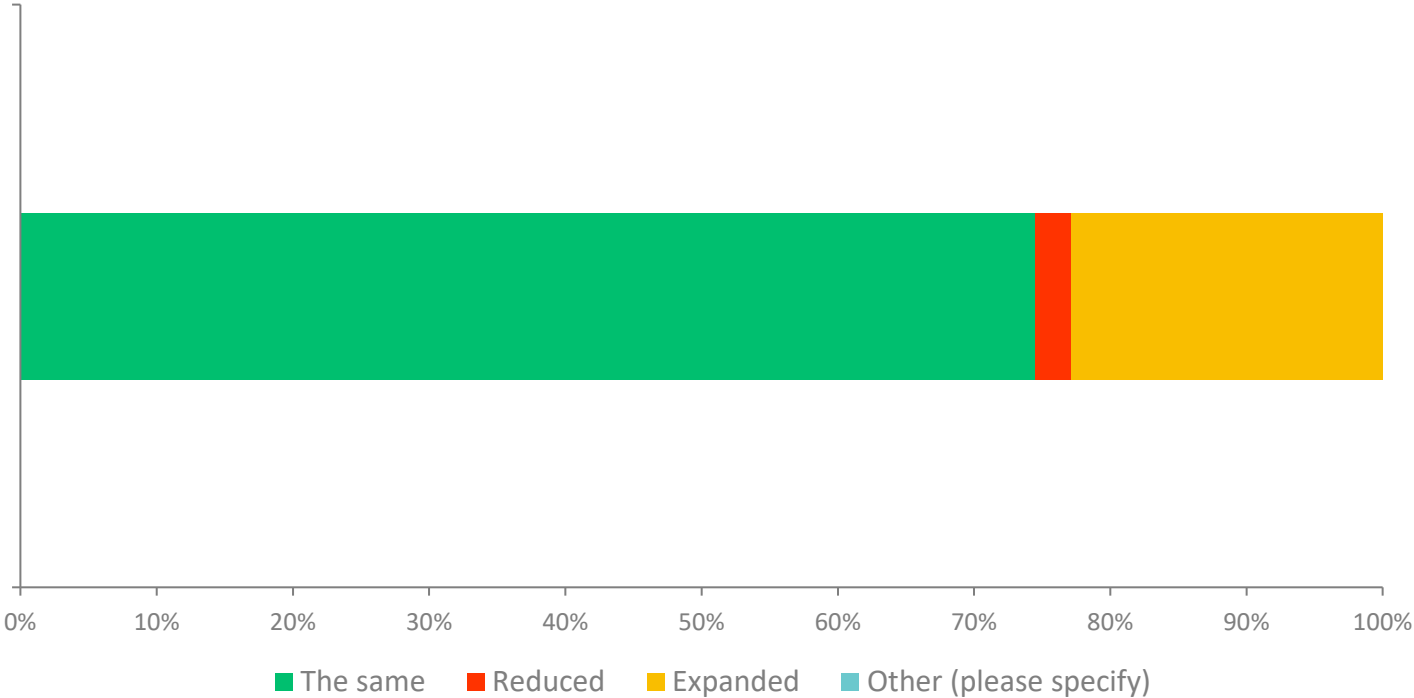
Q6: What infrastructure project or improvement do you think should be a priority in Monterey (Choose 3)?

Answered: 385 Skipped: 0

ANSWER CHOICES	RESPONSES	
Bike and Pedestrian Paths	54.29%	209
Solar Energy Generation	51.43%	198
Environmental Resilience Projects	47.01%	181
Emergency Services Center	20.78%	80
New Playground at Greene Park	20.52%	79
New Paved Roads	17.66%	68
Dog Park	16.10%	62
Other (please specify)	15.84%	61
Town Hall Renovations	9.09%	35
TOTAL		973

Q7: Should road maintenance in Monterey be kept the same, reduced, or expanded?

Answered: 376 Skipped: 9



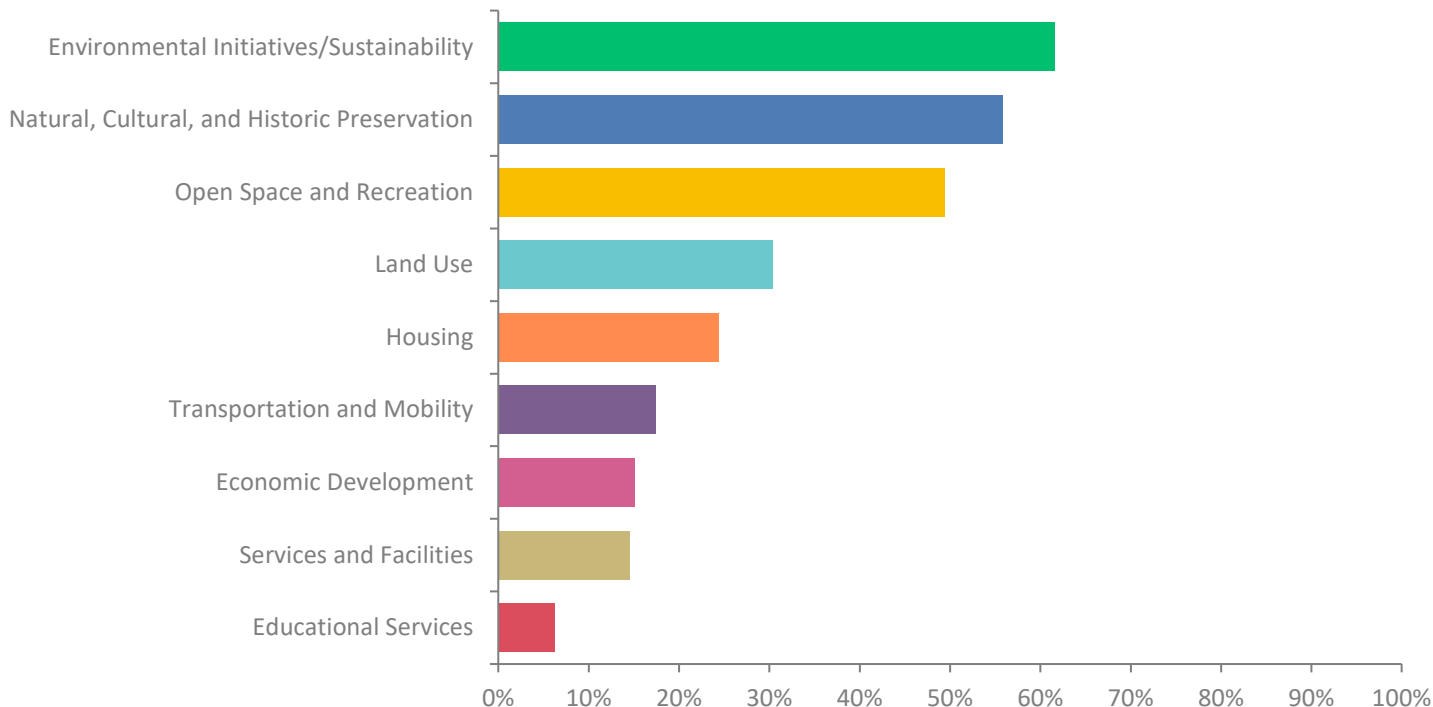
Q7: Should road maintenance in Monterey be kept the same, reduced, or expanded?

Answered: 376 Skipped: 9

ANSWER CHOICES	RESPONSES	
The same	74.47%	280
Reduced	2.66%	10
Expanded	22.87%	86
Other (please specify)	0%	0
TOTAL		376

Q8: Which of the following elements (included in the Master Plan) do you think should be top priority in the Monterey Master Plan? (Choose 3)

Answered: 385 Skipped: 0



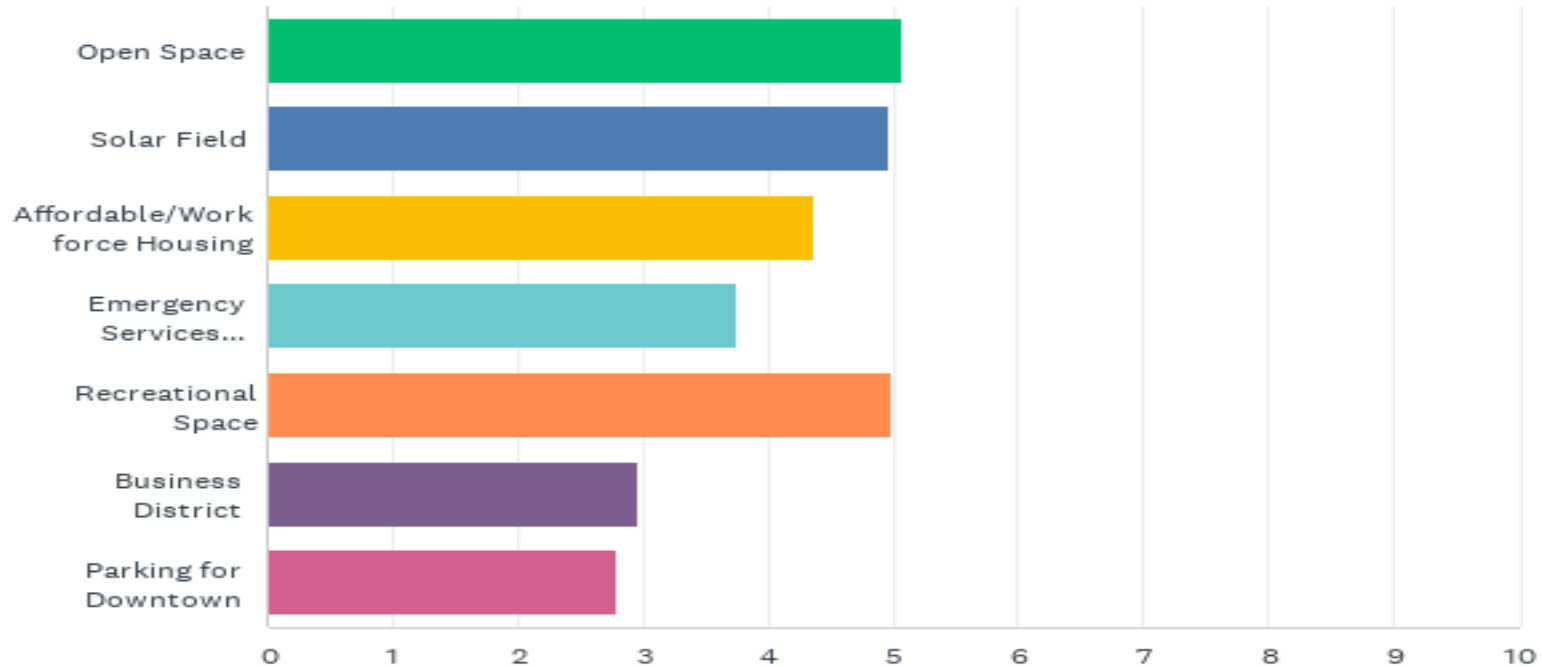
Q8: Which of the following elements (included in the Master Plan) do you think should be top priority in the Monterey Master Plan? (Choose 3)

Answered: 385 Skipped: 0

ANSWER CHOICES	RESPONSES	
Environmental Initiatives/Sustainability	61.56%	237
Natural, Cultural, and Historic Preservation	55.84%	215
Open Space and Recreation	49.35%	190
Land Use	30.39%	117
Housing	24.42%	94
Transportation and Mobility	17.40%	67
Economic Development	15.06%	58
Services and Facilities	14.55%	56
Educational Services	6.23%	24
TOTAL		1058

Q10: If the town was to develop land behind Town Hall/ on Fox Hill, what use would benefit the town the most? (Rank your choices)

Answered: 373 Skipped: 12



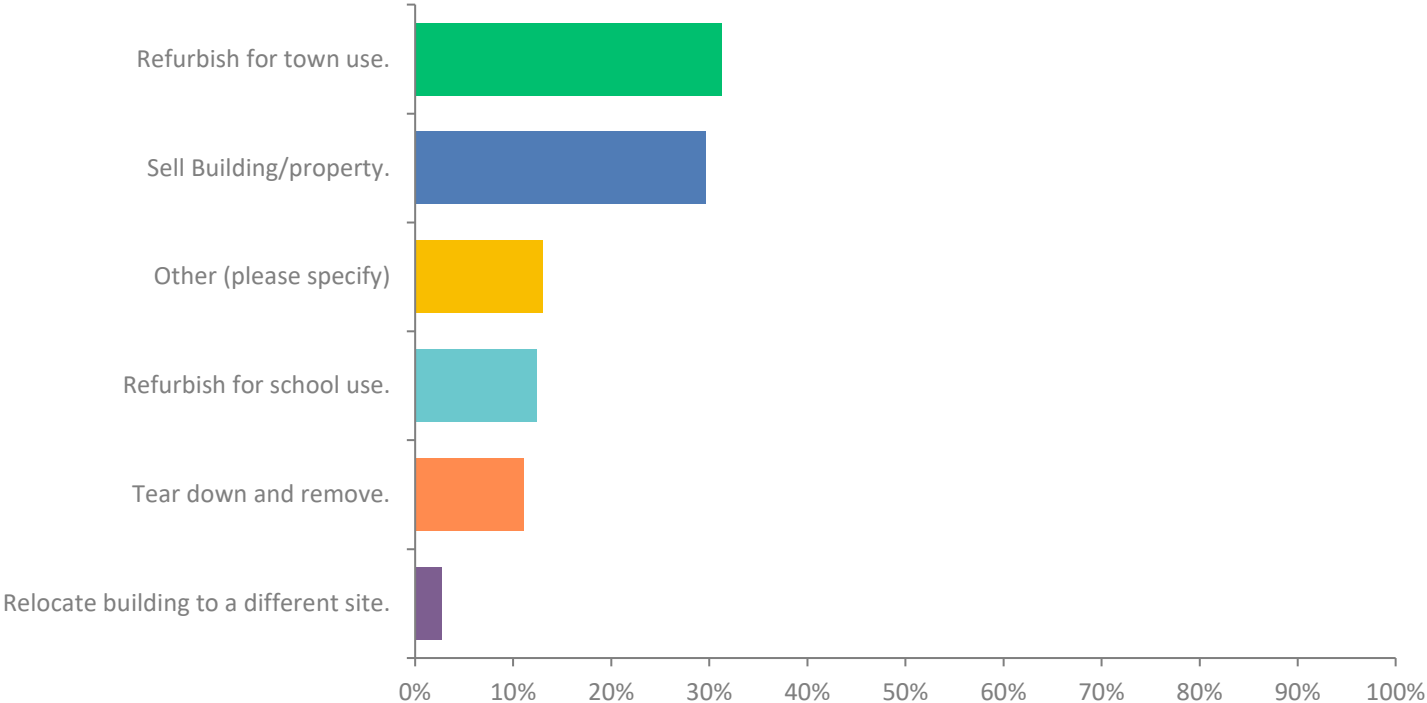
Q10: If the town was to develop land behind Town Hall/ on Fox Hill, what use would benefit the town the most? (Rank your choices)

Answered: 373 Skipped: 12

	1	2	3	4	5	6	7	TOTAL	SCORE
Open Space	30.00% 102	19.71% 67	16.18% 55	12.06% 41	11.18% 38	5.59% 19	5.29% 18	340	5.07
Solar Field	20.83% 70	24.70% 83	22.32% 75	12.50% 42	7.74% 26	6.25% 21	5.65% 19	336	4.97
Affordable/Workforce Housing	23.93% 78	14.72% 48	11.35% 37	14.42% 47	11.96% 39	8.59% 28	15.03% 49	326	4.38
Emergency Services Expansion	7.79% 24	9.42% 29	15.58% 48	19.16% 59	22.40% 69	17.53% 54	8.12% 25	308	3.76
Recreational Space	18.26% 63	26.67% 92	19.71% 68	17.39% 60	11.01% 38	4.35% 15	2.61% 9	345	5.00
Business District	6.23% 19	5.90% 18	9.84% 30	9.18% 28	16.39% 50	30.16% 92	22.30% 68	305	2.97
Parking for Downtown	4.93% 15	6.91% 21	10.20% 31	8.88% 27	12.83% 39	22.04% 67	34.21% 104	304	2.79

Q11: What would the best use for the vacant elementary school building?

Answered: 371 Skipped: 14



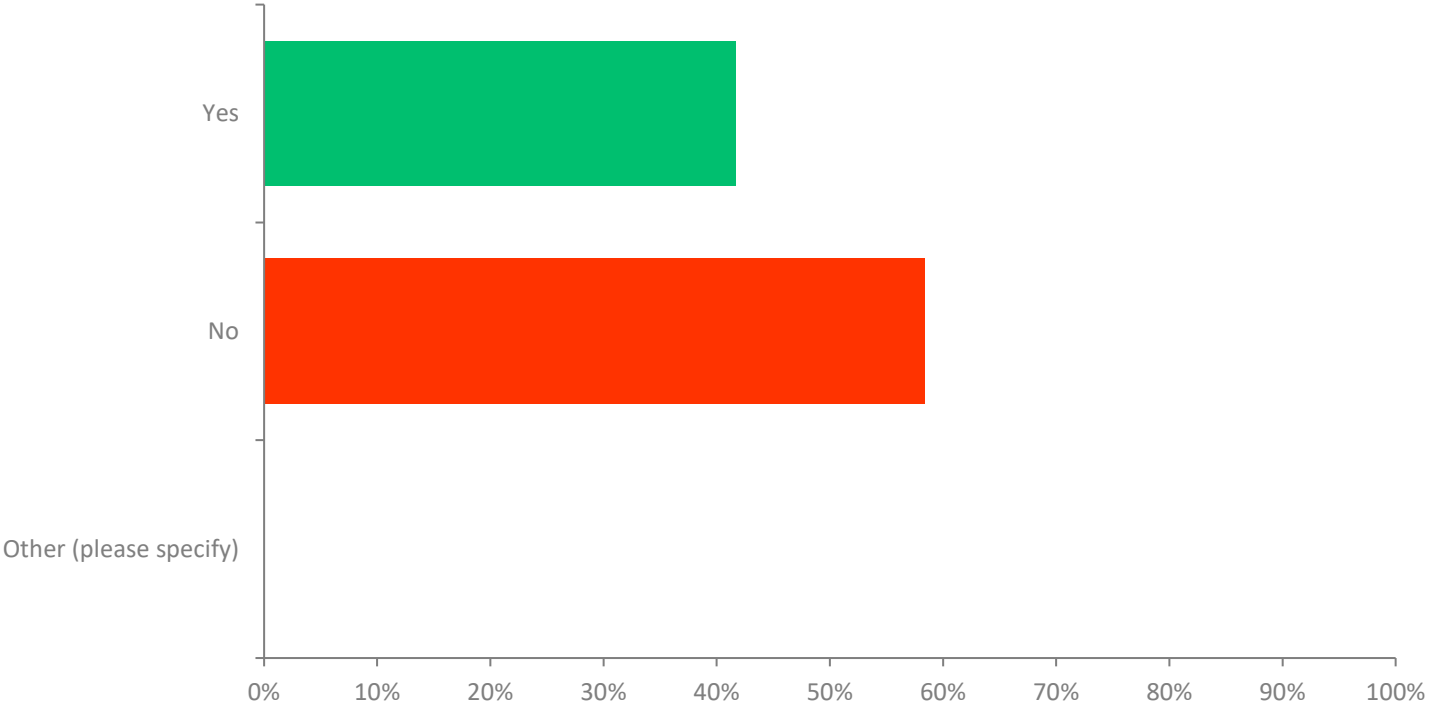
Q11: What would the best use for the vacant elementary school building?

Answered: 371 Skipped: 14

ANSWER CHOICES	RESPONSES	
Refurbish for town use.	31.27%	116
Sell Building/property.	29.65%	110
Other (please specify)	12.94%	48
Refurbish for school use.	12.40%	46
Tear down and remove.	11.05%	41
Relocate building to a different site.	2.70%	10
TOTAL		371

Q12: Would you be in favor of expanding the area encompassed by the business district to other parts of town?

Answered: 370 Skipped: 15



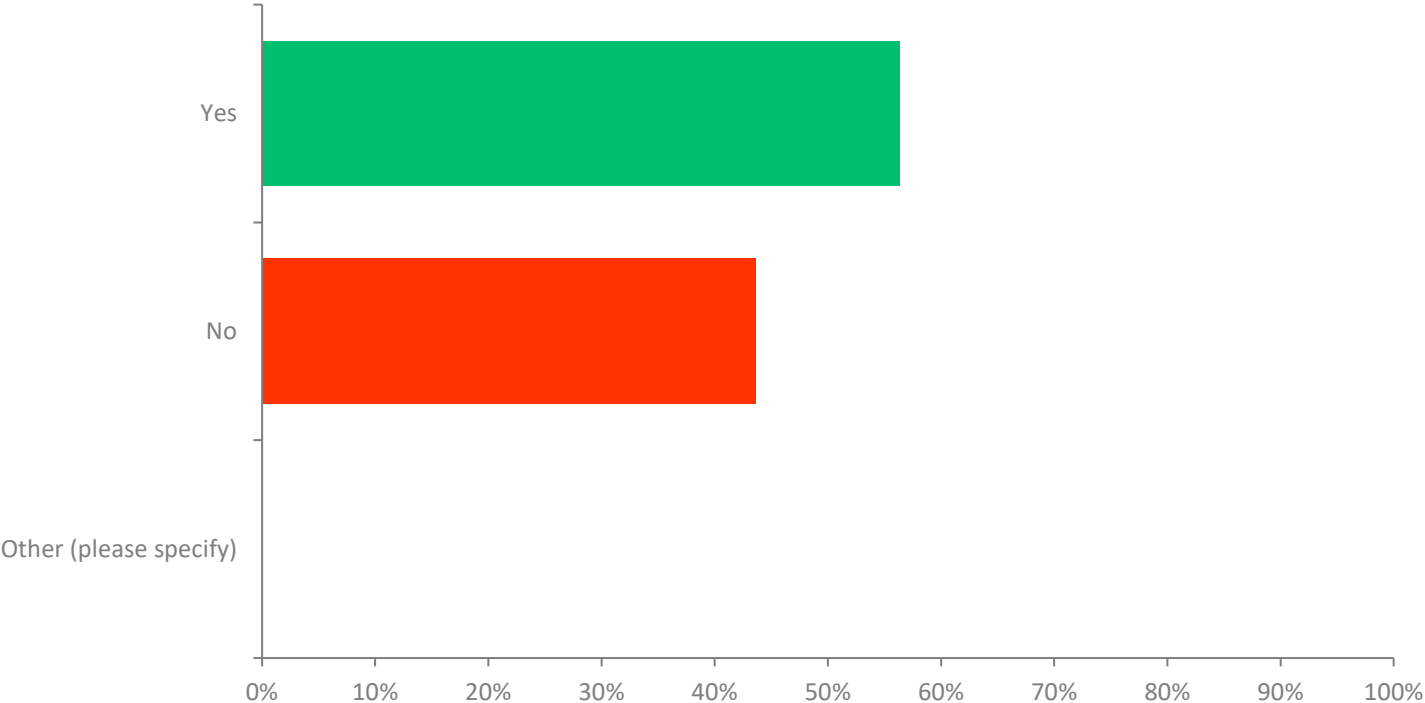
Q12: Would you be in favor of expanding the area encompassed by the business district to other parts of town?

Answered: 370 Skipped: 15

ANSWER CHOICES	RESPONSES	
Yes	41.62%	154
No	58.38%	216
Other (please specify)	0%	0
TOTAL		370

Q13: Would you be in favor of revising the zoning bylaws in some sections of town to promote more housing opportunities/options?

Answered: 362 Skipped: 23



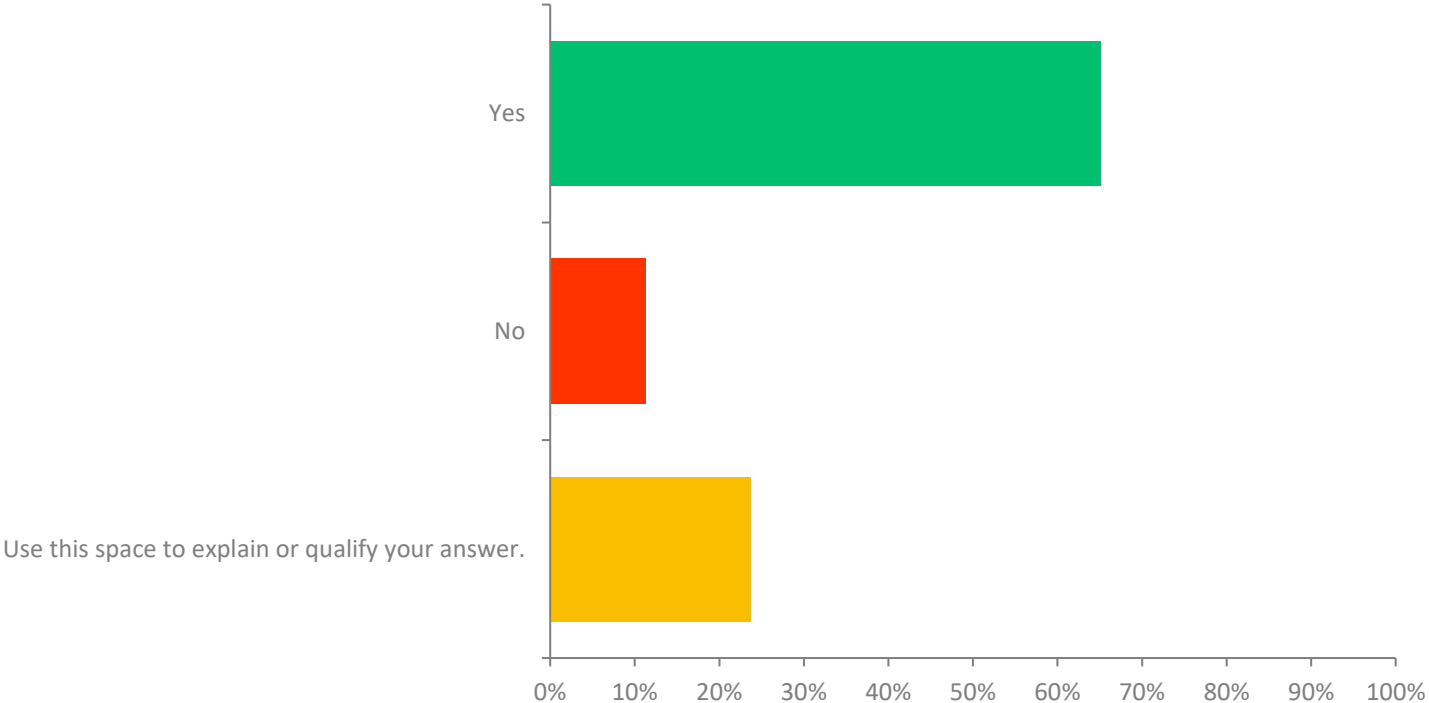
Q13: Would you be in favor of revising the zoning bylaws in some sections of town to promote more housing opportunities/options?

Answered: 362 Skipped: 23

ANSWER CHOICES	RESPONSES	
Yes	56.35%	204
No	43.65%	158
Other (please specify)	0%	0
TOTAL		362

Q14: Do you support the siting of a solar facility in Monterey?

Answered: 372 Skipped: 13



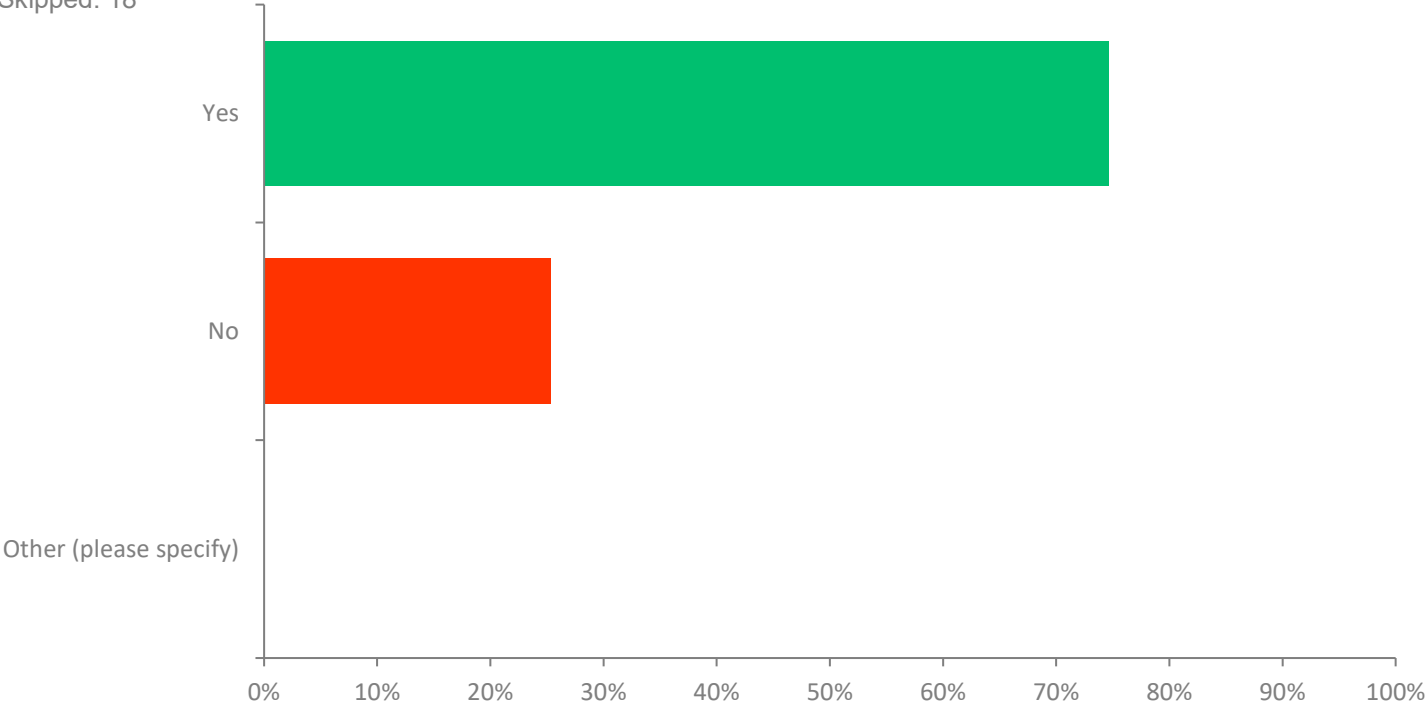
Q14: Do you support the siting of a solar facility in Monterey?

Answered: 372 Skipped: 13

ANSWER CHOICES	RESPONSES	
Yes	65.05%	242
No	11.29%	42
Use this space to explain or qualify your answer.	23.66%	88
TOTAL		372

Q15: Would you support making Monterey a "Dark Sky" community? (This bylaw would limit light pollution by requiring directed/screened lighting in building codes.)

Answered: 367 Skipped: 18



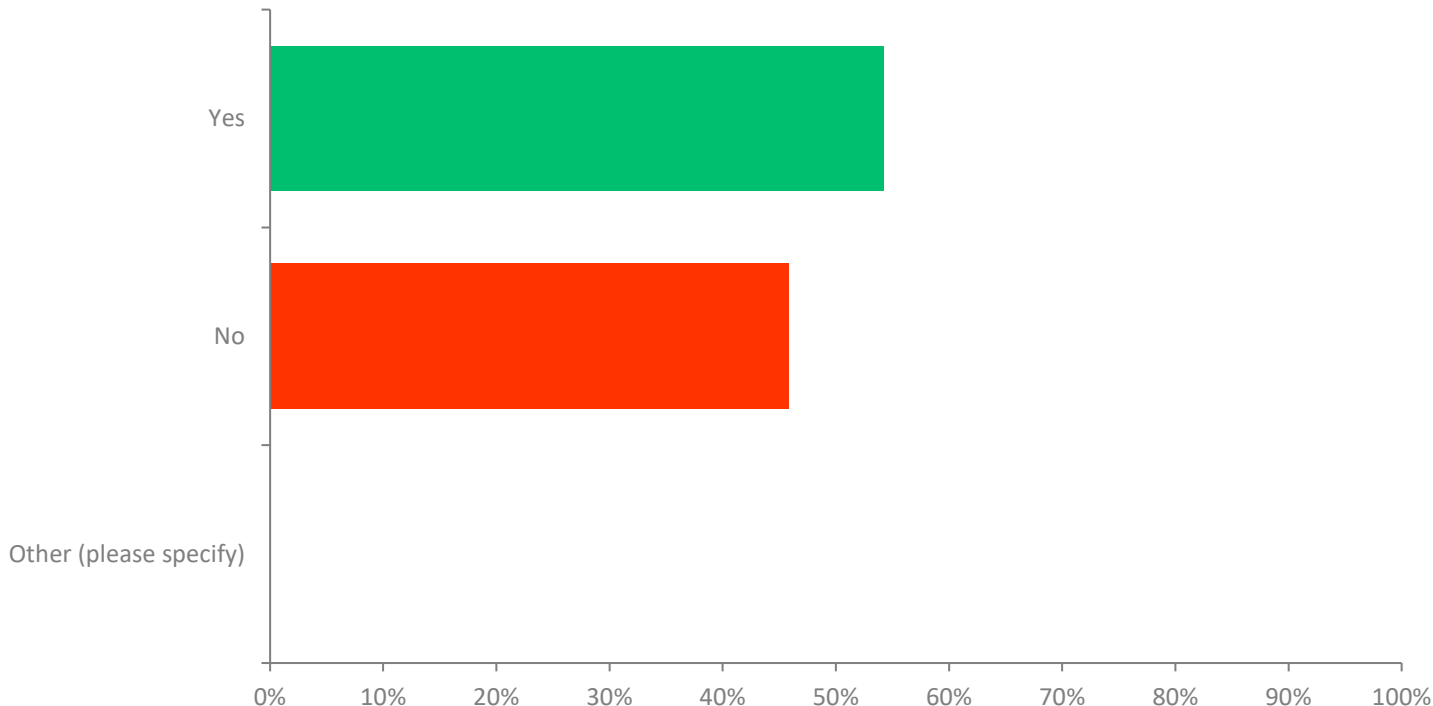
**Q15: Would you support making Monterey a "Dark Sky" community?
(This bylaw would limit light pollution by requiring directed/screened lighting in building codes.)**

Answered: 367 Skipped: 18

ANSWER CHOICES	RESPONSES	
Yes	74.66%	274
No	25.34%	93
Other (please specify)	0%	0
TOTAL		367

Q16: Would you be in favor of the town raising or appropriating money to obtain land in the downtown area to promote the business district?

Answered: 371 Skipped: 14

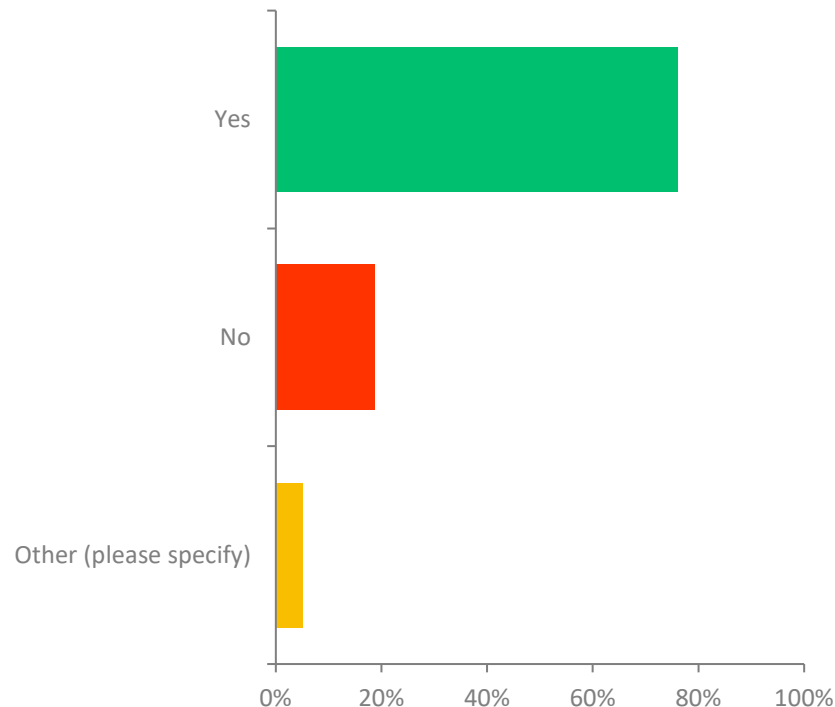


Q16: Would you be in favor of the town raising or appropriating money to obtain land in the downtown area to promote the business district?

Answered: 371 Skipped: 14

ANSWER CHOICES	RESPONSES	
Yes	54.18%	201
No	45.82%	170
Other (please specify)	0%	0
TOTAL		371

Q17: Would you support the town's adoption of the Community Preservation Act, or CPA, to facilitate projects in open space, historical preservation, and affordable housing? (CPA allows communities to create a local Community Preservation Fund for open space protection, historic preservation, affordable housing and outdoor recreation. Community preservation monies are raised locally through the imposition of a surcharge of not more than 3% of the tax levy against real property, and municipalities must adopt CPA by ballot referendum. This enables towns to leverage state money to finance projects in open space protection/outdoor recreation, historic preservation, and affordable housing. (<https://www.communitypreservation.org>))



Answered: 367 Skipped: 18

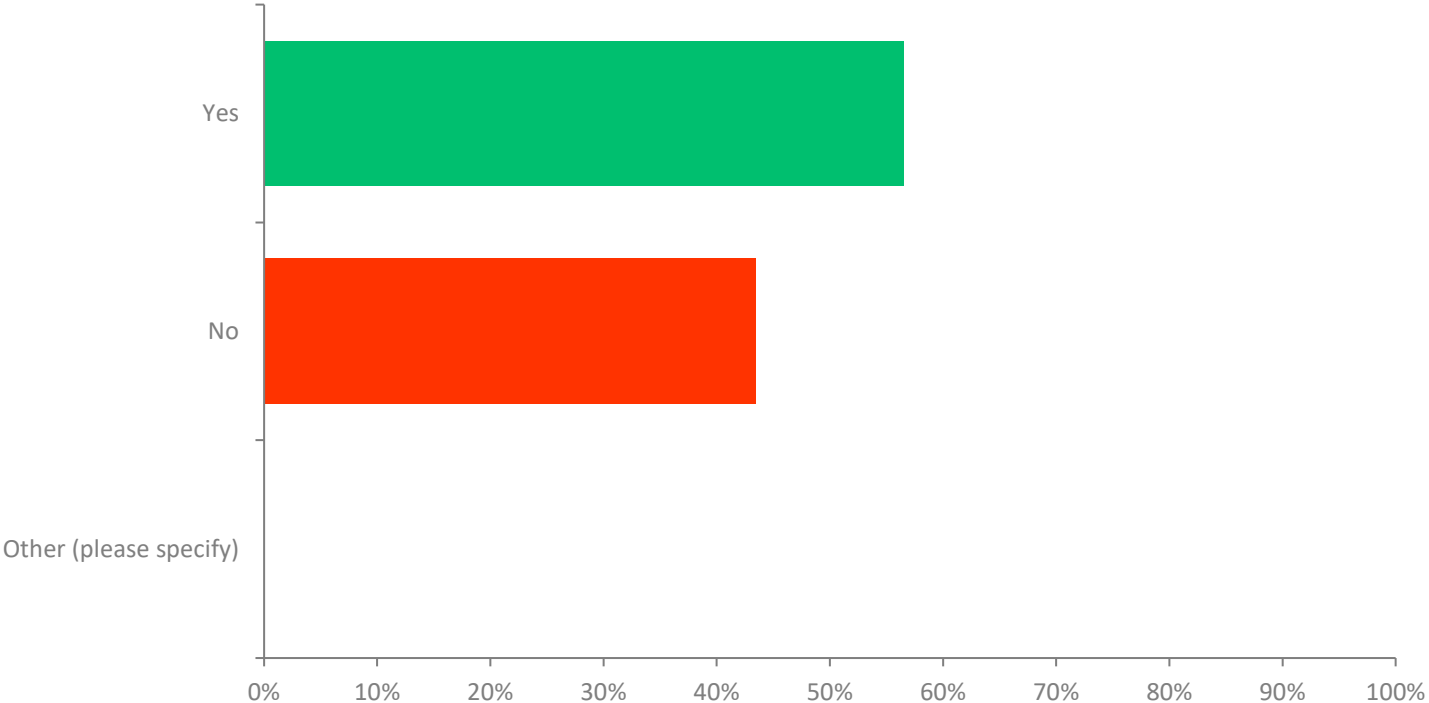
Q17: Would you support the town's adoption of the Community Preservation Act, or CPA, to facilitate projects in open space, historical preservation, and affordable housing? (CPA allows communities to create a local Community Preservation Fund for open space protection, historic preservation, affordable housing and outdoor recreation. Community preservation monies are raised locally through the imposition of a surcharge of not more than 3% of the tax levy against real property, and municipalities must adopt CPA by ballot referendum. This enables towns to leverage state money to finance projects in open space protection/outdoor recreation, historic preservation, and affordable housing. (<https://www.communitypreservation.org>))

Answered: 367 Skipped: 18

ANSWER CHOICES	RESPONSES	
Yes	76.02%	279
No	18.80%	69
Other (please specify)	5.18%	19
TOTAL		367

Q18: Would you be in favor of funding (through grants or taxation) a town shuttle service?

Answered: 366 Skipped: 19



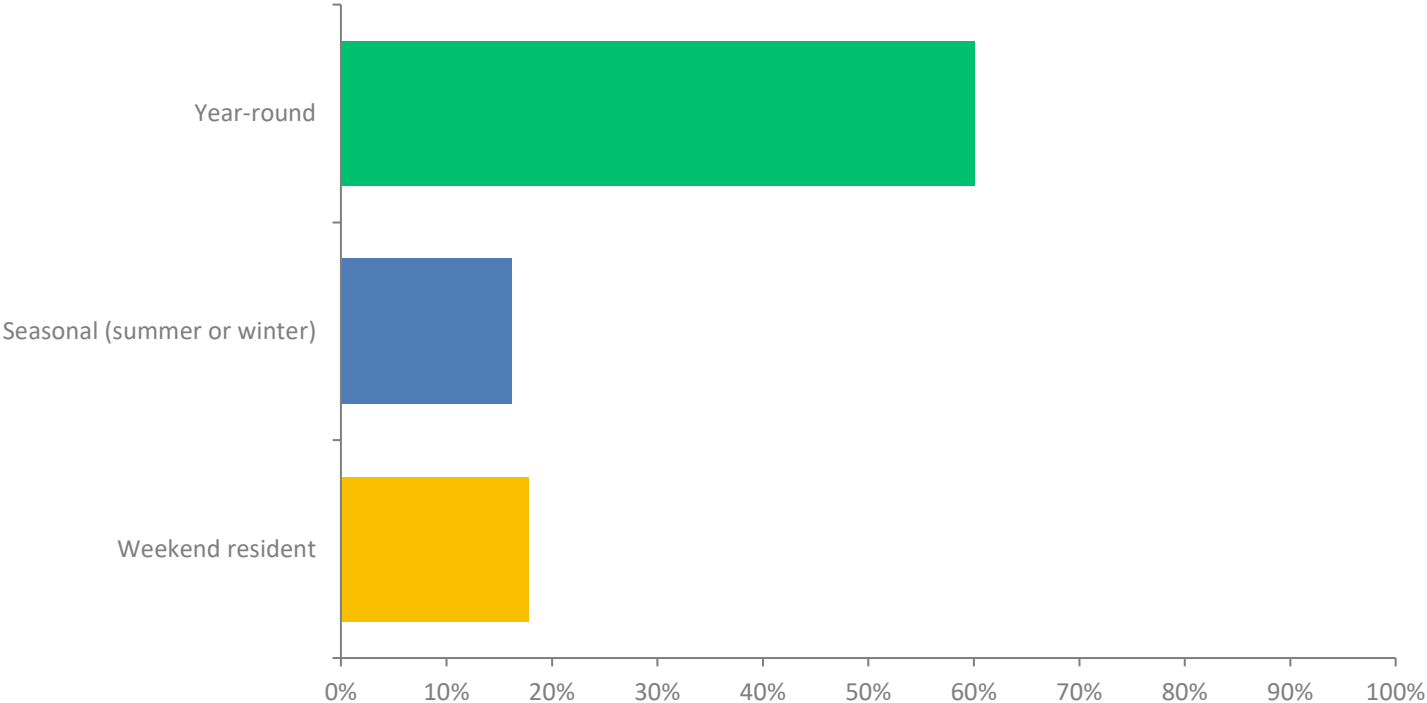
Answered: 366 Skipped: 19

Q18: Would you be in favor of funding (through grants or taxation) a town shuttle service?

ANSWER CHOICES	RESPONSES	
Yes	56.56%	207
No	43.44%	159
Other (please specify)	0%	0
TOTAL		366

Q19: What type of Monterey resident are you?

Answered: 360 Skipped: 25



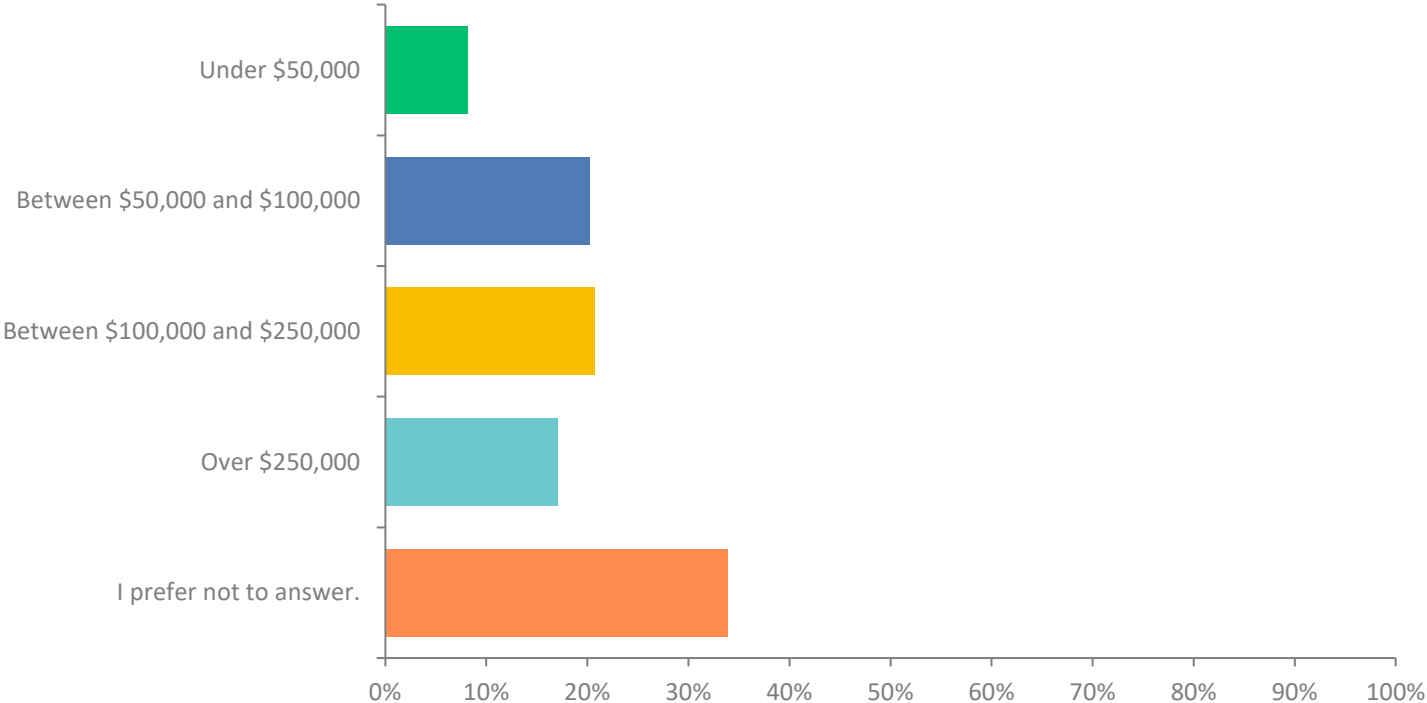
Q19: What type of Monterey resident are you?

Answered: 360 Skipped: 25

ANSWER CHOICES	RESPONSES	
Year-round	60.05%	230
Seasonal (summer or winter)	16.19%	62
Weekend resident	17.75%	68
TOTAL		360

Q20: What is your household income?

Answered: 381 Skipped: 4



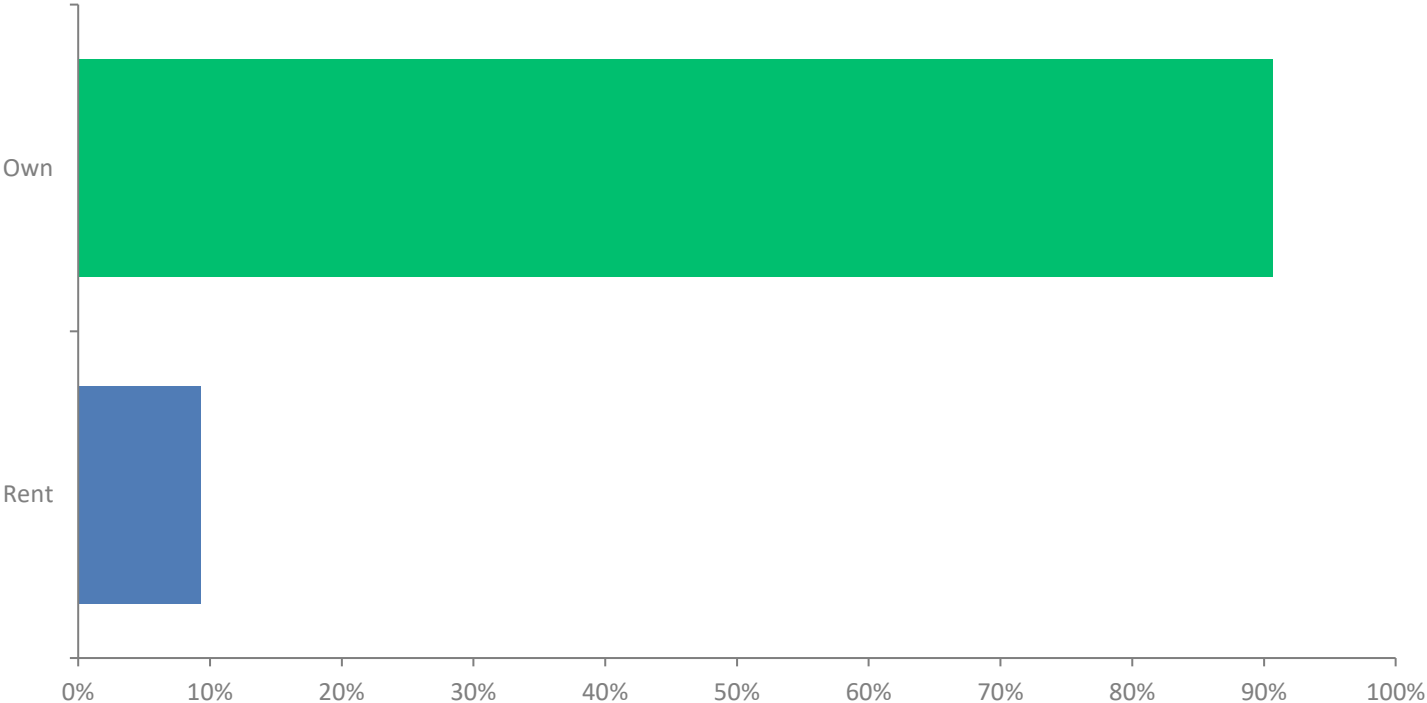
Q20: What is your household income?

Answered: 381 Skipped: 4

ANSWER CHOICES	RESPONSES	
Under \$50,000	8.14%	31
Between \$50,000 and \$100,000	20.21%	77
Between \$100,000 and \$250,000	20.73%	79
Over \$250,000	17.06%	65
I prefer not to answer.	33.86%	129
TOTAL		381

Q21: Do you own or rent a home in Monterey?

Answered: 375 Skipped: 10



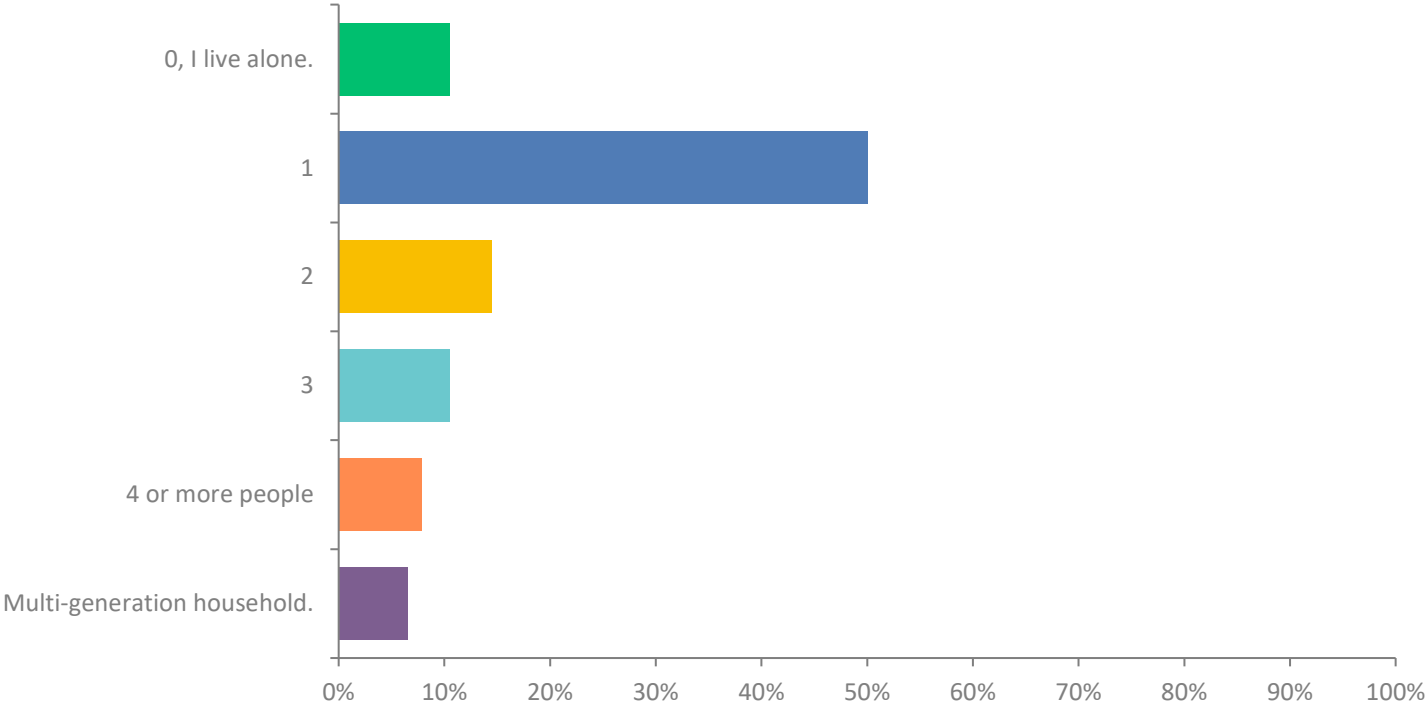
Q21: Do you own or rent a home in Monterey?

Answered: 375 Skipped: 10

ANSWER CHOICES	RESPONSES	
Own	90.67%	340
Rent	9.33%	35
TOTAL		375

Q22: Besides yourself, how many others live in your household?

Answered: 380 Skipped: 5



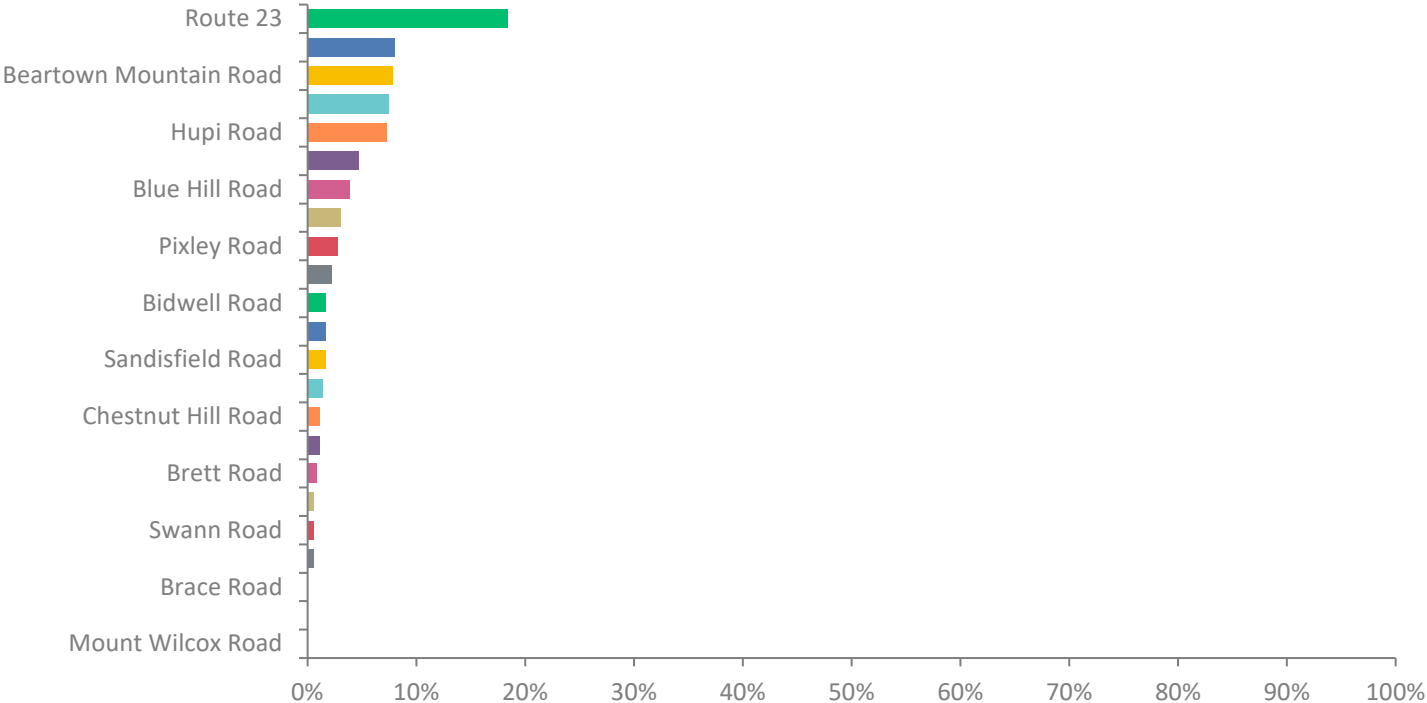
Q22: Besides yourself, how many others live in your household?

Answered: 380 Skipped: 5

ANSWER CHOICES	RESPONSES	
0, I live alone.	10.53%	40
1	50.0%	190
2	14.47%	55
3	10.53%	40
4 or more people	7.89%	30
Multi-generation household.	6.58%	25
TOTAL		380

Q23: Where do you live in Monterey?

Answered: 276 Skipped: 109



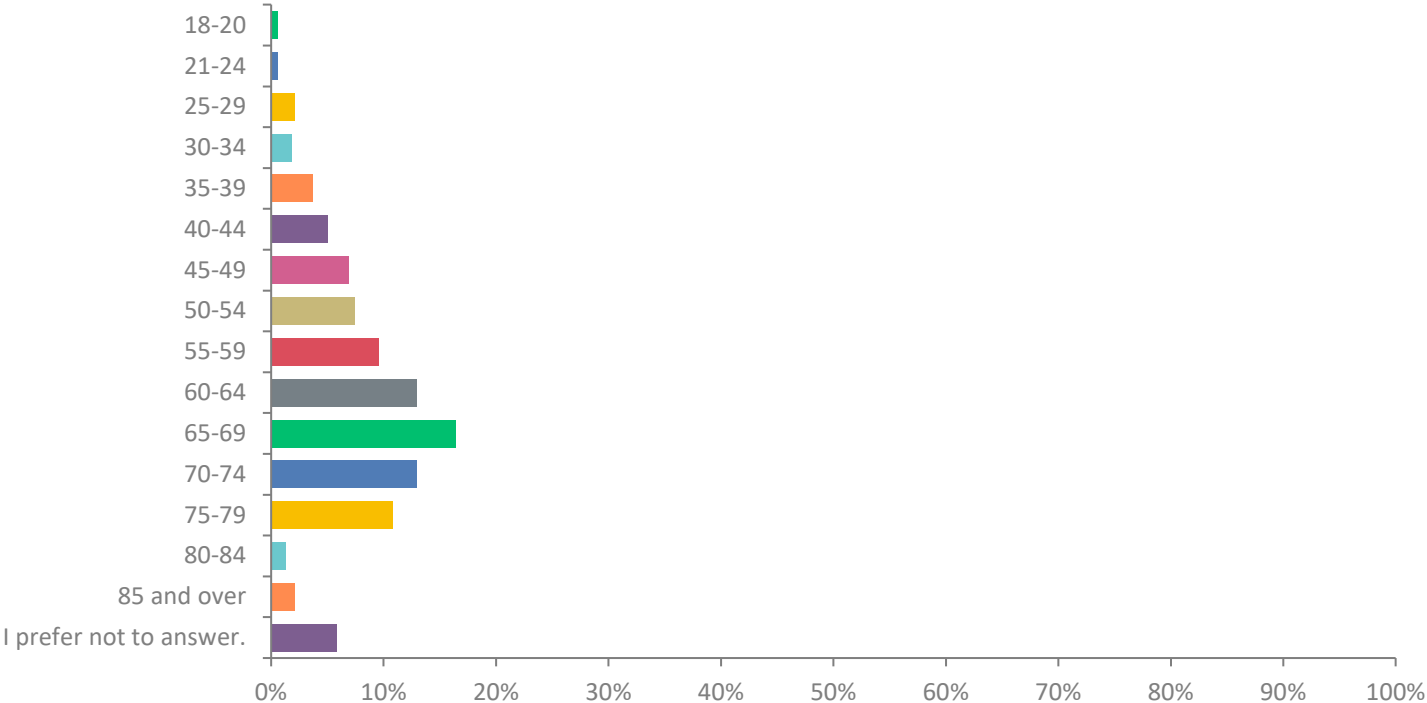
Q23: Where do you live in Monterey?

Answered: 276 Skipped: 109

ANSWER CHOICES	RESPONSES	
Route 25	18.38%	66
Gould Road	8.08%	29
Beartown Mountain Road	7.80%	28
Tyringham Road	7.52%	27
Hupi Road	7.24%	26
New Marlboro Road	4.74%	17
Blue Hill Road	3.90%	14
Mount Hunger Road	3.06%	11
Pixley Road	2.79%	10
Art School Road	2.23%	8
Bidwell Road	1.67%	6
Fairview Road	1.67%	6
Sandisfield Road	1.67%	6
Stevens Lake Road	1.39%	5
Chestnut Hill Road	1.11%	4
Hupi Woods Circle	1.11%	4
Brett Road	0.84%	3

Q24: What is your age?

Answered: 378 Skipped: 7



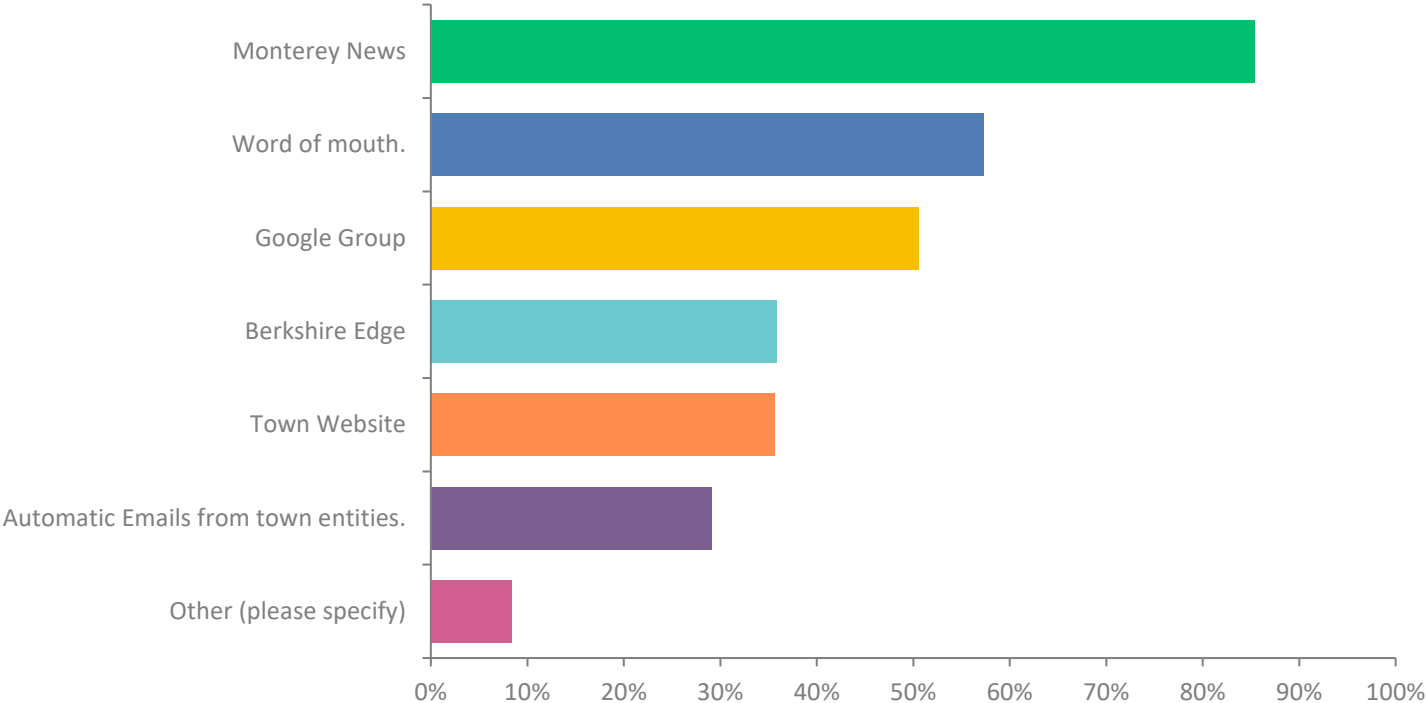
Q24: What is your age?

Answered: 378 Skipped: 7

ANSWER CHOICES	RESPONSES	
18-20	0.53%	2
21-24	0.53%	2
25-29	2.12%	8
30-34	1.85%	7
35-39	3.70%	14
40-44	5.03%	19
45-49	6.88%	26
50-54	7.41%	28
55-59	9.52%	36
60-64	12.96%	49
65-69	16.40%	62
70-74	12.96%	49
75-79	10.85%	41
80-84	1.32%	5
85 and over	2.12%	8
I prefer not to answer.	5.82%	22
TOTAL		378

Q25: How do you get your local information?

Answered: 382 Skipped: 3



Q25: How do you get your local information?

Answered: 382 Skipped: 3

ANSWER CHOICES	RESPONSES	
Monterey News	85.34%	326
Word of mouth.	57.33%	219
Google Group	50.52%	193
Berkshire Edge	35.86%	137
Town Website	35.60%	136
Automatic Emails from town entities.	29.06%	111
Other (please specify)	8.38%	32
TOTAL		1154